



# IRONS ACCURACY

## CLUBFACE TRAINING GUIDE

# 3 Direct Influences



This may surprise many golfers - There are only 3 different aspects in golf that directly affect a shot's accuracy. The 1st element is the strike location on the clubhead. A poorly struck iron off the toe, heel or hosel affects direction and spin.



Swing path (swing direction) also has great influence on launch direction and flight of the golf ball. An errant swing path can be the result of misalignment at setup or manipulations of the swing plane.




The 3<sup>rd</sup> and final aspect and probably the most influential, is the clubface angle. This is the focus of our training today and for good reason. Clubface awareness and control is at the cornerstone of accurate iron play but is often neglected.


# Aiming The Clubface



We see this issue every week, even with experienced golfers - a closed clubface at setup. This can be due to a too upright lie angle. However, most commonly, a closed face is attributed to the player focusing on the wrong part of the clubface.



Many irons have been painted white in the bottom groove on the clubface. This is to aid golfers in squaring the leading edge to the target. Unfortunately, this is often ignored and players tend to focus on the top edge of the iron.



This incorrect point of focus promotes a closed clubface, especially with more lofted irons. Use an alignment stick positioned just outside the golf ball. Strive to create a perfect 'T', with the leading edge perpendicular to the target.

# Grip Placement



The Grip is very individual, but if a player has a tendency to hook or slice, then the placement of the hands needs to be considered. Golfers employing a 'strong' grip, with the hands turned to the right, could close the clubface at impact.



This is known as a 'weak' grip, with the hands turned to the left (right-handed golfer). For most golfers, this promotes an open clubface, as the hands return to a more neutral position during the golf swing. This leads to fades and slices.




Grips vary greatly for elite golfers. However, these players practise so much, they can make anything work. For most golfers, a neutral grip is best, with 2 knuckles visible on the top hand and the palm of the bottom hand square to the target.

# Ball Position



Many golfers are aware that ball position can affect trajectory. It can also influence accuracy enormously. Consider that the clubface is rotating extremely quickly through impact, so finding the ideal ball position is crucial.



If the ball is too far forward, then the clubface has more time to rotate closed at impact, causing a pulled or hooked shot. Conversely, if the ball is too far back, then the clubface might be open at impact, producing pushed and sliced shots.



We recommend a ball position slightly ahead of middle for iron shots. For a right-hander, this places the ball directly opposite the heart. This position promotes a forward shift of weight and the best chance to hit the ball with a square clubface.

# Clubface Training



We all know that a sound and consistent setup are important but don't guarantee an accurate shot. With such small margins of error, a clubface which is 3° open or closed will probably result in a dropped shot. Introducing 'Differential Training'.



With a mid-iron, hit 3 shots with a half swing. Attempt to hit 1 fade, 1 draw and 1 straight shot. If you're like most golfers, you'll find 1 shot shape much easier than the other 2. It's important to start with short shots, maybe even just 10 yards!



Hitting these 'different' shots, improves 2 important skills - awareness and control of the clubface at impact. As you improve, gradually lengthen your shots but be patient. Identify your clubface angle at impact and learn how to control it.

# THANK YOU



Welcome to the team at **Aussie Golf Pros.**

Great to have you on board!

Steve and Glen are here to help you  
**make the most of your golf game.**

Your feedback is greatly appreciated.

If you love our content, have a question,  
or just want to say 'G'day'

please go to our [YouTube channel](#) to comment.

